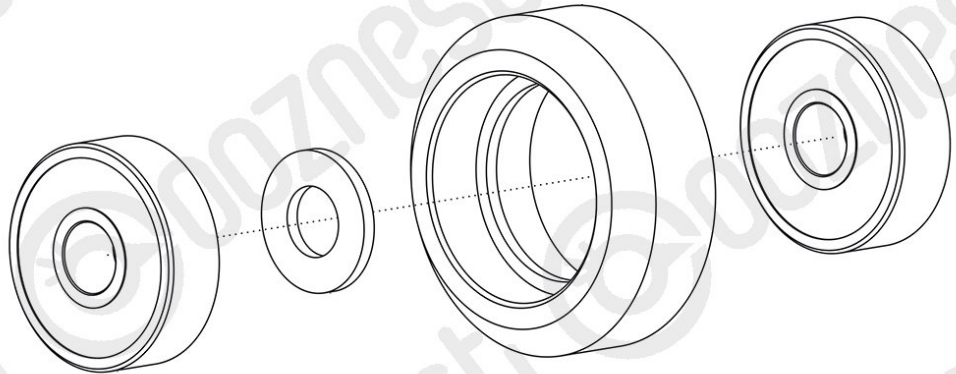
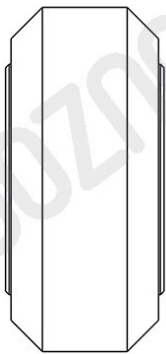


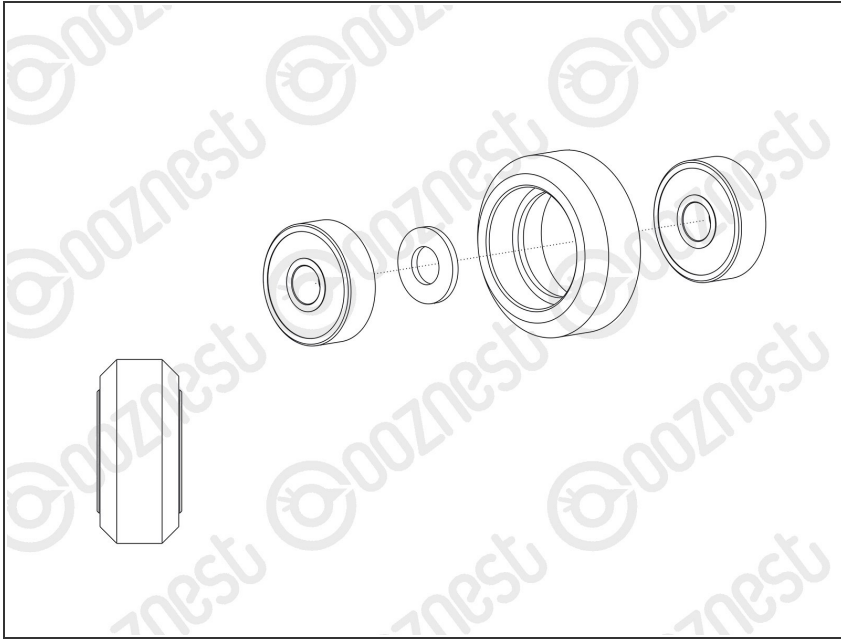


1. Wheel Assembly

Written By: Robert



Step 1 — Solid V Xtreme Wheel Assembly



- With a Precision-Shim in between, insert a 625-2RS-Bearing into either side of the Solid-V-Wheel-Xtreme.
- Repeat this for 30 Solid-V-Wheel-Xtreme's. 31 wheels are provided, do not assemble the spare one, these can be used for parts if any of the other packets are missing anything.

⚠ There is one spare Solid-V-Wheel-Xtreme, do not assemble this one.