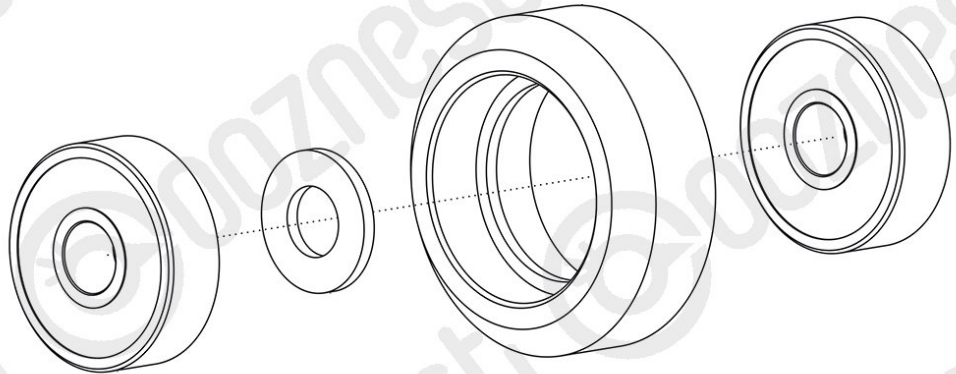
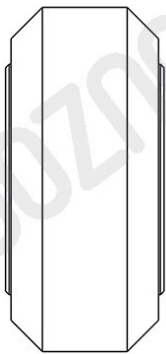


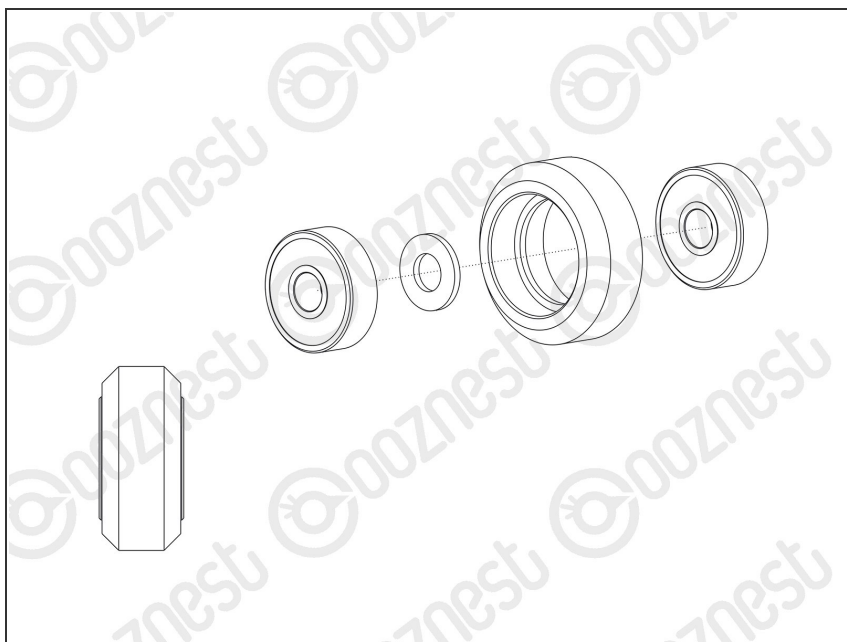


1. Wheel Assembly

Written By: Ryan Christy



Step 1 — Solid V Xtreme Wheel Assembly



- From the Solid-V-Wheel-Xtreme-Kit packet, with a Precision-Shim in between, insert a 625-2RS-Bearing into either side of the Solid-V-Wheel-Xtreme.
- Repeat this for 30 Solid-V-Wheel-Xtreme-Kits. 31 kits are provided, do not assemble the spare one, these can be used for parts if any of the other packets are missing anything.
- There will be 30 x Precision-Shims left over from the Solid-V-Wheel-Xtreme-Kits, these can be added to the Precision-Shim packet in the 'Brackets & Spacers' box for use later.